







Graph the Weather!

What's the weather like out there today? Use the chart to keep track of the different weather events outside for a month. Color in a box next to the weather conditions you observe. Answer questions about the weather on the next page. After you are done, answer some questions about the weather.

MONTH: _____

1 2 3 4 5 6 7 8 9 10 11 12 13 14 15 16 17 18 19 20 21 22 23 24 25 26 27 28 29 30 31

	1	2	3	4	5	6	7	8	9	10	11	12	13	14	15	16	17	18	19	20	21	22	23	24	25	26	27	28	29	30	31
 Cloudy																															
 Sunny																															
 Rainy																															
 Snowy																															
 Windy																															
 Foggy																															

Graph the Weather!

Now that you have watched and recorded the weather conditions, read your graph to answer some questions about this month's weather!

MONTH: _____



How many days were CLOUDY? _____

How many days were SUNNY? _____

How many days were RAINY? _____

How many days were SNOWY? _____

How many days were WINDY? _____

How many days were FOGGY? _____

Which weather condition occurred the most amount of days? _____

Which weather condition occurred the least amount of days? _____

Were there more SUNNY days or more RAINY days? _____

Were there more FOGGY days or more SNOWY days? _____

How many more CLOUDY days were there than SUNNY days? _____

How many more RAINY days were there than SUNNY days? _____

How many more CLOUDY days were there than WINDY days? _____

Which weather condition do you predict will occur the most days next month? _____