

TECH LAB

Lesson Plans

Grade Level	Plans for week: 1			
<p>Kinder</p> 	<p>I Can Statement: I can follow classroom procedures. Book: Chicken Clicking Main Activity: Mouse Practice Work Mats Early Finishers: Computer Coloring Pages</p>			
<p>First</p> 	<p>I Can Statement: I can log into my account on a networked device. Book: Arthur's Computer Disaster Main Activity: Curriculum Lesson 1 – logging in Early Finishers: File Folder Keyboard Activities</p>			
<p>Second</p> 	<p>I Can Statement: I can follow classroom procedures. Warm Up: Computer Station Cards Main Activity: Curriculum lesson 1 Early Finishers: Tech Vocab Activity</p>			
<p>Third</p> 	<p>I Can Statement: I can follow classroom procedures. Warm Up: Computer Station Cards Main Activity: Curriculum lesson 1 Early Finishers: Tech Vocab Activity</p>			
<p>Fourth</p> 	<p>I Can Statement: I can follow classroom procedures. Warm Up: Computer Station Cards Main Activity: Curriculum lesson 1 Early Finishers: Tech Vocab Activity</p>			
<p>Fifth</p> 	<p>I Can Statement: I can follow classroom procedures. Warm Up: Computer Station Cards Main Activity: Curriculum lesson 1 Early Finishers: Tech Vocab Activity</p>			

Back up plan: read to every group and go over procedures.

TECH LAB










Lesson Plans

Grade Level	Plans for week: 2	
Kinder 	<p>I Can Statement: I can use a mouse or trackpad. Book: Lift-the-Flap Computers and Coding (just comps) Main Activity: Mouse Practice Work Mats Early Finishers: Repeat mouse practice mats/make own</p>	 
First 	<p>I Can Statement: I can find any letter on the keyboard. Book: Click, Clack, Moo Cows that Type Main Activity: File Folder Keyboard Activities Early Finishers: Log in to computers for practice</p>	 
Second 	<p>I Can Statement: I can find any key on the keyboard. Warm Up: Whole group keyboard review Main Activity: Alphabet Keyboard Practice Early Finishers: File folder keyboards from 1st grade</p>	
Third 	<p>I Can Statement: I can complete an assignment in Google Classroom. Warm Up: Review rules and procedures Main Activity: Google Classroom Procedures Lesson first half Early Finishers: Tech Vocab Activity</p>	 
Fourth 	<p>I Can Statement: I can use the tools in Google Slides. Warm Up: 10 minutes of typing Main Activity: How to use Google Slides: All About Me Early Finishers: Tech Vocab Activity</p>	 
Fifth 	<p>I Can Statement: I can follow classroom procedures. Warm Up: 10 minutes of typing Main Activity: Curriculum lesson 2 - troubleshooting Early Finishers: Tech Vocab Activity</p>	 

Back up plan: read to every group

TECH LAB



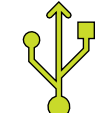
Lesson Plans

Grade Level	Plans for week: 3	
Kinder 	<p>I Can Statement: I can navigate a website. Book: Clicker the Cat Main Activity: Curriculum lesson 3 Early Finishers: Mouse practice learning games</p>	 
First 	<p>I Can Statement: I can name all of the parts of a computer. Warm Up: Review logging in Main Activity: Label Computer Parts Early Finishers: ABCYa free choice</p>	
Second 	<p>I Can Statement: I can find any key on the keyboard. Warm Up: Whole group keyboard review Main Activity: Printable Keyboard pages – color code Early Finishers: ABCYa free choice</p>	
Third 	<p>I Can Statement: I can complete an assignment in Google Classroom. Warm Up: Review how to get to assignment Main Activity: Continue Google Classroom Procedures Lesson Early Finishers: Free choice from #Extras menu</p>	 
Fourth 	<p>I Can Statement: I can complete an assignment in Google Classroom. Warm Up: 10 minutes of typing Main Activity: Google Classroom Procedures Lesson Early Finishers: Free choice from #Extras menu</p>	 
Fifth 	<p>I Can Statement: I can complete an assignment in Google Classroom. Warm Up: 10 minutes of typing Main Activity: Google Classroom Procedures Lesson Early Finishers: Free choice from #Extras menu</p>	 

Back up plan: Create computer coloring pages

TECH LAB

Lesson Plans

Grade Level	Plans for week: 4	
Kinder 	<p>I Can Statement: I can navigate a website.</p> <p>Warm Up: Review logging in and how to get to lesson</p> <p>Main Activity: Curriculum lesson 4</p> <p>Early Finishers: Mouse practice learning games</p>	
First 	<p>I Can Statement: I can find all of the letter keys on a keyboard.</p> <p>Warm Up: Review keyboard from ABC keyboard practice</p> <p>Main Activity: Keyboard basics</p> <p>Early Finishers: ABCYa free choice</p>	
Second 	<p>I Can Statement: I know the parts of a computer.</p> <p>Warm Up: Whole group keyboard review</p> <p>Main Activity: Technology Vocabulary Week 1</p> <p>Early Finishers: Free choice from #Extras menu</p>	 
Third 	<p>I Can Statement: I can follow along with the steps of a demonstration.</p> <p>Warm Up: Review how to get to assignment</p> <p>Main Activity: Word Processing Unit lesson 1</p> <p>Early Finishers: e-learning for kids</p>	
Fourth 	<p>I Can Statement: I can use a digital tool to create a paper product.</p> <p>Warm Up: 10 minutes of typing</p> <p>Main Activity: Geek Speak project session 1</p> <p>Early Finishers: Free choice from #Extras menu</p>	
Fifth 	<p>I Can Statement: I can build my knowledge by asking questions and seeking answers.</p> <p>Warm Up: 10 minutes of typing</p> <p>Main Activity: Curriculum lesson 3 – How to read a web page</p> <p>Early Finishers: Free choice from #Extras menu</p>	

Back up plan: color printable keyboard pages

TECH LAB









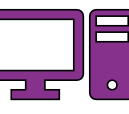

Lesson Plans

Grade Level	Plans for week: 5	
Kinder 	<p>I Can Statement: I can use a mouse, trackpad, or touchscreen.</p> <p>Warm Up: Review logging in and how to get to lesson</p> <p>Main Activity: Curriculum lesson 5</p> <p>Early Finishers: Mouse practice learning games</p>	
First 	<p>I Can Statement: I can find all of the letter keys on a keyboard.</p> <p>Warm Up: Review logging in and how to get to lesson</p> <p>Main Activity: Curriculum lesson 5 whole group then on own</p> <p>Early Finishers: Learning games from choices</p>	
Second 	<p>I Can Statement: I know the parts of a computer.</p> <p>Warm Up: Read Franklin and the Computer</p> <p>Main Activity: Technology Vocabulary Week 2</p> <p>Early Finishers: Free choice from #Extras menu</p>	  
Third 	<p>I Can Statement: I can work with text in a word processing program.</p> <p>Warm Up: Demo lesson parts</p> <p>Main Activity: Word Processing Unit lesson 2</p> <p>Early Finishers: e-learning for kids</p>	
Fourth 	<p>I Can Statement: I can use a program on my device to learn something new.</p> <p>Warm Up: 10 minutes of typing</p> <p>Main Activity: Computer Problem Solving 1-5</p> <p>Early Finishers: Free choice from #Extras menu</p>	
Fifth 	<p>I Can Statement: I can find the author of an article on a web page.</p> <p>Warm Up: 10 minutes of typing</p> <p>Main Activity: Curriculum lesson 4 – Eval website</p> <p>Early Finishers: Free choice from #Extras menu</p>	

Back up plan: Create tech vocab posters

TECH LAB


Lesson Plans

Grade Level	Plans for week: 6	
Kinder 	<p>I Can Statement: I can use a mouse, trackpad, or touchscreen.</p> <p>Warm Up: Review logging in and how to get to lesson</p> <p>Main Activity: Curriculum lesson 6</p> <p>Early Finishers: Mouse practice learning games</p>	
First 	<p>I Can Statement: I can save a website to my bookmarks/favorites.</p> <p>Warm Up: Demo how to bookmark a site in browser</p> <p>Main Activity: Curriculum lesson 6</p> <p>Early Finishers: Learning games from choices</p>	
Second 	<p>I Can Statement: I know the parts of a computer.</p> <p>Warm Up: Review the vocab words to use for the worksheet</p> <p>Main Activity: Technology Vocabulary Week 3</p> <p>Early Finishers: Free choice from #Extras menu</p>	 
Third 	<p>I Can Statement: I can format text in a word processing program.</p> <p>Warm Up: Demo lesson parts</p> <p>Main Activity: Word Processing Unit lesson 3</p> <p>Early Finishers: e-learning for kids</p>	
Fourth 	<p>I Can Statement: I can use a program on my device to learn something new.</p> <p>Warm Up: 10 minutes of typing</p> <p>Main Activity: Computer Problem Solving 6-10</p> <p>Early Finishers: Free choice from #Extras menu</p>	
Fifth 	<p>I Can Statement: I can use advanced search features on Google.</p> <p>Warm Up: 10 minutes of typing</p> <p>Main Activity: Curriculum lesson 5 – Google Search Tips</p> <p>Early Finishers: Free choice from #Extras menu</p>	

Back up plan: color printable keyboard pages

TECH LAB
















Lesson Plans

Grade Level	Plans for week: 7	
Kinder 	<p>I Can Statement: I can use a computer to learn.</p> <p>Warm Up: Review logging in and how to get to lesson</p> <p>Main Activity: Fall Activities slides 1-4</p> <p>Early Finishers: Free choice on ABCYa</p>	
First 	<p>I Can Statement: I can navigate between slides in pres software.</p> <p>Warm Up: Show how to get to the lesson</p> <p>Main Activity: Fall Activities slides 5-9</p> <p>Early Finishers: Free choice on ABCYa</p>	
Second 	<p>I Can Statement: I can identify parts of a computer.</p> <p>Warm Up: Read Little Red Hen Builds a Computer</p> <p>Main Activity: Computer Vocab Game 1</p> <p>Early Finishers: Free choice from #Extras menu</p>	 
Third 	<p>I Can Statement: I can insert clip art and create lists.</p> <p>Warm Up: Demo lesson parts</p> <p>Main Activity: Word Processing Unit lesson 4</p> <p>Early Finishers: e-learning for kids</p>	
Fourth 	<p>I Can Statement: I can create safe and secure passwords.</p> <p>Warm Up: 10 minutes of typing</p> <p>Main Activity: Internet Safety Week 1 - Passwords</p> <p>Early Finishers: Free choice from #Extras menu</p>	
Fifth 	<p>I Can Statement: I can use advanced search features on Google.</p> <p>Warm Up: 10 minutes of typing</p> <p>Main Activity: Curriculum lesson 6 – Geek Speak Project</p> <p>Early Finishers: Free choice from #Extras menu</p>	

Back up plan: look through books in classroom library

TECH LAB











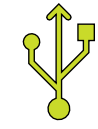



Lesson Plans

Grade Level	Plans for week: 8	
Kinder 	<p>I Can Statement: I can click and drag.</p> <p>Warm Up: Review logging in and how to get to lesson</p> <p>Main Activity: Curriculum #8 – Mouse practice 5</p> <p>Early Finishers: Free choice from learning games</p>	
First 	<p>I Can Statement: I can protect my passwords by not sharing them with others.</p> <p>Warm Up: Read The Technology Tail</p> <p>Main Activity: Curriculum #7 – Internet Safety 1</p> <p>Early Finishers: Free choice from #Extras menu</p>	 
Second 	<p>I Can Statement: I can copy and paste using right-click.</p> <p>Warm Up: Review parts of the mouse and how to right-click</p> <p>Main Activity: Copy and Paste Practice</p> <p>Early Finishers: File folder keyboards</p>	 
Third 	<p>I Can Statement: I can copy and paste using keyboard shortcuts.</p> <p>Warm Up: Review copy/paste using the mouse</p> <p>Main Activity: Copy and Paste Practice</p> <p>Early Finishers: Free choice from #Extras menu</p>	 
Fourth 	<p>I Can Statement: I can explain the difference between personal and private info.</p> <p>Warm Up: 10 minutes of typing</p> <p>Main Activity: Internet Safety Week 2 - Privacy</p> <p>Early Finishers: Free choice from #Extras menu</p>	
Fifth 	<p>I Can Statement: I can use the features in Google Slides or PPT to learn.</p> <p>Warm Up: 10 minutes of typing</p> <p>Main Activity: Curriculum lesson 7 – Tech vocab typing</p> <p>Early Finishers: Free choice from #Extras menu</p>	

Back up plan: color printable keyboard pages

TECH LAB









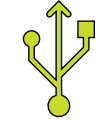



Lesson Plans

Grade Level	Plans for week: 9	
Kinder 	<p>I Can Statement: I can color the parts of a computer. Warm Up: Demo activity and name parts of the computer Main Activity: BYO Computer easiest version Early Finishers: File folder keyboards</p>	 
First 	<p>I Can Statement: I can color and name the parts of a computer. Warm Up: Demo activity and name parts of the computer Main Activity: BYO Computer easiest version plus labels Early Finishers: File folder keyboards</p>	 
Second 	<p>I Can Statement: I can put together the parts of a computer. Warm Up: Demo activity and name parts of the computer Main Activity: BYO Computer cut/paste version plus labels Early Finishers: Look through books in classroom library</p>	
Third 	<p>I Can Statement: I can put together and label the parts of a computer. Warm Up: Demo activity and name parts of the computer Main Activity: BYO Computer cut/paste version plus blank keyboard Early Finishers: Look through books in classroom library</p>	
Fourth 	<p>I Can Statement: I can explain how the parts of a computer fit together. Warm Up: Demo activity and describe parts of the computer Main Activity: BYO Computer blank version plus matching worksheet Early Finishers: Look through books in classroom library</p>	
Fifth 	<p>I Can Statement: I can explain the basics of how each part of a computer functions. Warm Up: Demo activity and describe parts of the computer Main Activity: BYO Computer blank version plus matching worksheet Early Finishers: Look through books in classroom library</p>	

Back up plan: coding quests board games

TECH LAB

Lesson Plans

Grade Level	Plans for week: 10		
Kinder 	<p>I Can Statement: I can use a mouse or trackpad.</p> <p>Warm Up: Whiteboard game - Clifford Puppy Dreams</p> <p>Main Activity: Mouse Practice Lesson 7 from Curriculum</p> <p>Early Finishers: Sponge activities or look through books</p>		
First 	<p>I Can Statement: I can get permission before sharing private information online.</p> <p>Warm up: Whiteboard game - Martha Seeks</p> <p>Main Activity: Curriculum #6 - Internet Safety 3</p> <p>Early Finishers: Sponge activities or Bonus page</p>		
Second 	<p>I Can Statement: I can label the icons on a computer.</p> <p>Warm Up: Lift the Flap Computers Book</p> <p>Main Activity: Digital BYO Computer – Desktop and Browser</p> <p>Early Finishers: File folder keyboards</p>		
Third 	<p>I Can Statement: I can label the icons on a computer.</p> <p>Warm Up: Lift the Flap Computers Book</p> <p>Main Activity: Digital BYO Computer – Desktop and Browser</p> <p>Early Finishers: Computer Parts Quizlet from Bonus page</p>		
Fourth 	<p>I Can Statement: I can label the inside of a computer.</p> <p>Warm Up: 10 minutes of typing</p> <p>Main Activity: Digital BYO Computer – Hardware and Keyboard</p> <p>Early Finishers: Sponge Activities</p>		
Fifth 	<p>I Can Statement: I can label the inside of a computer.</p> <p>Warm Up: 10 minutes of typing</p> <p>Main Activity: Digital BYO Computer – Hardware and Keyboard</p> <p>Early Finishers: Sponge Activities</p>		

Back up plan: read to every group and color by number pages.