


GENIUS HOUR RESEARCH NOTES



Name(s): Students, type your name here!


TEACHER INSTRUCTIONS

- **This presentation is solely for the student to use to collect research. It should not be used to present the information formally.**
- **Delete the slides you don't want to use before assigning the show in Google Classroom. Delete this slide, too!**
- **"Ideas" buttons lead to explanatory videos. Check links to make sure they work.**
- **Students may need lessons on how to use Slides, such as how to replace an image, how to use the Search tool for images, and how to follow a link.**



BRAINSTORMING TIPS

For generating project ideas



LOTS OF IDEAS

The goal is **QUANTITY** right now!



NO JUDGEMENT

Note *any* idea. Don't hold back because it doesn't seem good.



BUILD ON OTHER IDEAS

See where thoughts take you, and add to them!



Brainstorm

Question

Research

Idea:

Idea:

BRAINSTORM!

Idea:

Type things that break your heart on this page!

Idea:

Idea:

Idea:

Idea:

Idea:

Idea:

Idea:

Idea:



Click here for ideas!

Idea:

Idea:

Brainstorm

Question

Research

BRAINSTORM!

Idea:

Idea:

Type hobbies or topics that interest you.

Idea:

Idea:



Idea:

Idea:

Idea:

Idea:

Idea:

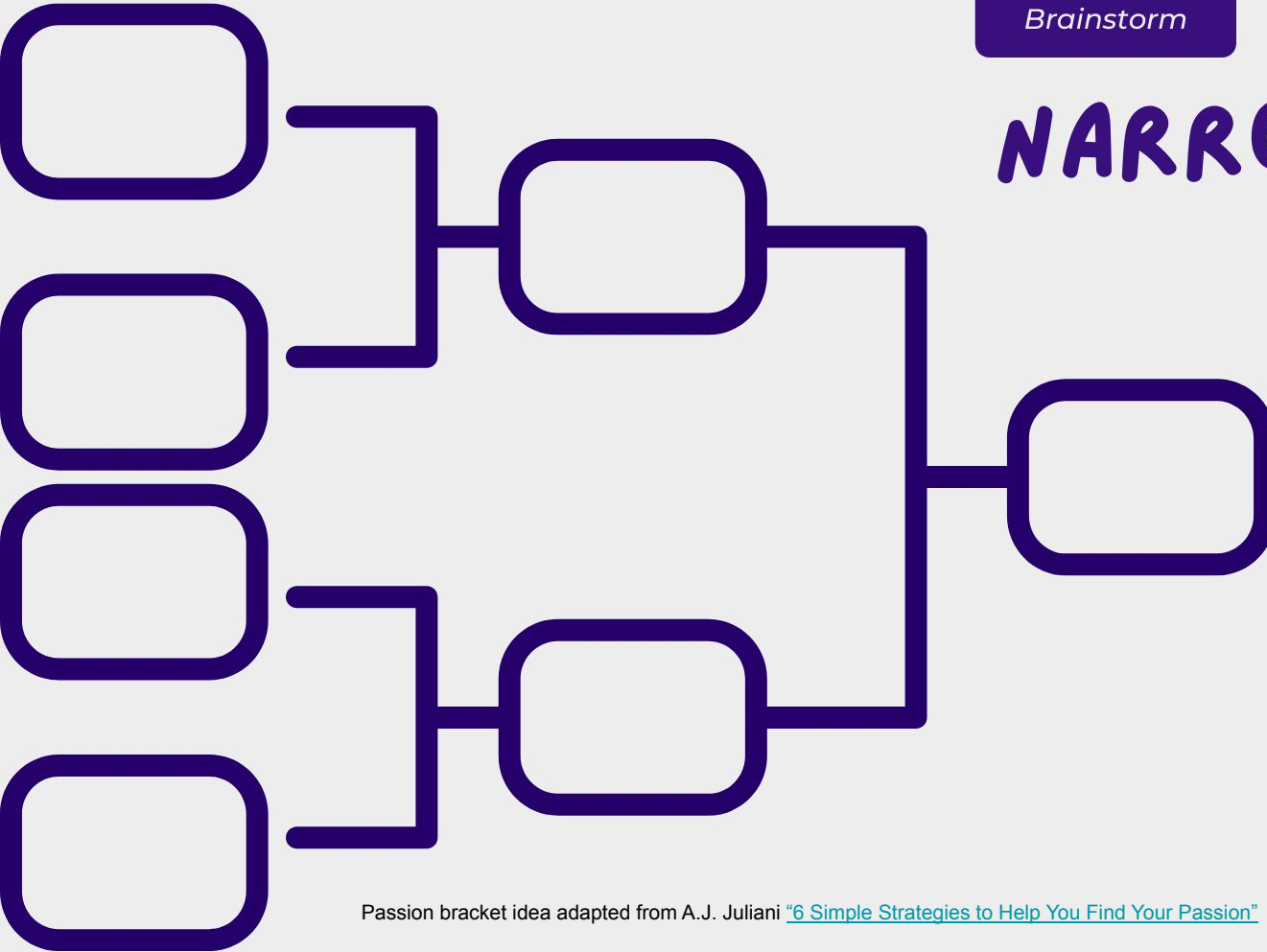
 [Click here for ideas!](#)

Brainstorm

Question

Research

NARROW IT DOWN!



Take your favorite ideas and type on the left of the bracket. Then choose which one "wins" from each pair until you get to one winner!




Brainstorm

Question

Research

WRITE A
RESEARCH
QUESTION



Click here for
ideas!



Brainstorm

Question

Research

Who	What	Where	When	Why	How
Compare / Contrast	Judge	Explain	Prove / Disprove	Defend	Dramatize
Traits	Motivation	Influence	Purpose	Consequences	Rules
Ethical Problems	Origin	Different Perspectives	Contribution	Changes	Patterns

Based on a worksheet provided by Ian Byrd at byrdseed.com

Write the question you want to research.

Use one word from the top and one word from the bottom to write a research question that has depth and complexity.

.....

.....

.....

.....

.....

.....

Brainstorm

Question

Research



CHECKPOINT #1

Place a checkmark in the box next to each true statement. If you are able to check all 5 boxes, let your teacher know.

I believe I can answer this research question by consulting at least 3 different reliable resources.

My question cannot be answered with a single Google search.

I believe I can answer this research question by consulting at least 3 different reliable resources.

I will learn something new by researching this question.

I feel that this will be a topic that will interest my audience

RESEARCH

Time to find some facts to help you answer your research question. Be sure to use *reliable sources!*



Make a copy of this slide for each new fact by going to Slide--Duplicate Slide

Brainstorm

Question

Research

FACTS


Type something you learned in your own words. Include a link or appropriate citation to indicate where you found the information.



Click on image above and choose "Replace image" in toolbar. Be sure to copy source and paste here. Type your notes down below.

Fact

Citation:

 Click here for ideas!

WHAT'S THE BIG IDEA?

In one sentence, tell us what you want the audience to know from your project.

Brainstorm

Question

Research

I completed all three sections
(Brainstorm, Question, Research)

I have citations for all of my sources.

I have made revisions based on
feedback from my teacher and/or
peers.

I found an adequate number of facts to
answer my research question.

I am ready to start planning my project!



CHECKPOINT #2

Place a checkmark in the box next to
each true statement. If you are able to
check all 5 boxes, let your teacher know.